



MAFL Funds : Season 2007

Where Statistics Meets Leather and Grass

29 April 2007

Season 2007, Number 5.1b

In this Edition of the newsletter:

- Results of the wagers and tips for Round 5
- Update on the Alternative Premierships

More Narrow Wins and Losses

 <p>Collingwood v Essendon MCG 25th April, 2:40pm</p> <p>Head-to-Head Col \$2.95 / Ess \$1.37</p> <p>Line Betting Collingwood +15.5 pts</p> <p>Heritage Fund Bet WON: 9.87% on Collingwood</p> <p>Alpha Fund Bet -</p> <p>Beta Fund Bet -</p> <p>Line Fund Bet WON: 7.01% on Collingwood</p> <p>Collingwood 12.23 (95) <i>def</i> Essendon 11.13 (79)</p> <p>Line Betting Collingwood by 31.5pts</p>	 <p>Port Adelaide v St Kilda Telstra Dome 27th April, 7:10pm</p> <p>Head-to-Head PA \$1.53 / StK \$2.40</p> <p>Line Betting Port Adelaide -12.5 pts</p> <p>Heritage Fund Bet -</p> <p>Alpha Fund Bet -</p> <p>Beta Fund Bet -</p> <p>Line Fund Bet LOST : 7.78% on St Kilda</p> <p>Port Adelaide 14.12 (96) <i>def</i> St Kilda 6.7 (43)</p> <p>Line Betting Port Adelaide by 40.5pts</p>	 <p>Richmond v West Coast MCG 28th April, 2:10pm</p> <p>Head-to-Head Ric \$4.75 / WC \$1.16</p> <p>Line Betting Richmond +27.5 pts</p> <p>Heritage Fund Bet LOST : 10.54% on Richmond</p> <p>Alpha Fund Bet -</p> <p>Beta Fund Bet -</p> <p>Line Fund Bet -</p> <p>West Coast 14.15 (99) <i>def</i> Richmond 11.10 (76)</p> <p>Line Betting Richmond by 4.5pts</p>	 <p>Sydney v Melbourne SCG 28th April, 7:10pm</p> <p>Head-to-Head Syd \$1.11 / Mel \$5.75</p> <p>Line Betting Sydney -34.5 pts</p> <p>Heritage Fund Bet -</p> <p>Alpha Fund Bet -</p> <p>Beta Fund Bet -</p> <p>Line Fund Bet LOST : 7.78% on Melbourne</p> <p>Sydney 17.7 (109) <i>def</i> Melbourne 8.12 (60)</p> <p>Line Betting Sydney by 14.5pts</p>
 <p>Carlton v Brisbane Lions Telstra Dome 28th April, 7:10pm</p> <p>Head-to-Head Car \$1.87 / BL \$1.86</p> <p>Line Betting Carlton +6.5 pts</p> <p>Heritage Fund Bet LOST : 1.96% on Carlton</p> <p>Alpha Fund Bet -</p> <p>Beta Fund Bet -</p> <p>Line Fund Bet -</p> <p>Brisbane 21.10 (136) <i>def</i> Carlton 18.16 (124)</p> <p>Line Betting Brisbane by 5.5pts</p>	 <p>Hawthorn v Bulldogs MCG 29th April, 1:10pm</p> <p>Head-to-Head Haw \$2.25 / WB \$1.60</p> <p>Line Betting Hawthorn +7.5 pts</p> <p>Heritage Fund Bet LOST : 5.68% on Hawthorn</p> <p>Alpha Fund Bet -</p> <p>Beta Fund Bet -</p> <p>Line Fund Bet LOST : 7.78% on Hawthorn</p> <p>Bulldogs 16.14 (110) <i>def</i> Hawthorn 13.15 (93)</p> <p>Line Betting Bulldogs by 9.5pts</p>	 <p>Geelong v Kangaroos Kardinia Park 29th April, 2:10pm</p> <p>Head-to-Head Gee \$1.25 / Kan \$3.70</p> <p>Line Betting Geelong -20.5 pts</p> <p>Heritage Fund Bet -</p> <p>Alpha Fund Bet -</p> <p>Beta Fund Bet -</p> <p>Line Fund Bet WON : 7.00% on Kangaroos</p> <p>Kangaroos 18.10 (118) <i>def</i> Geelong 15.12 (102)</p> <p>Line Betting Kangaroos by 36.5pts</p>	 <p>Fremantle v Adelaide Subiaco 29th April, 2:40pm</p> <p>Head-to-Head Fre \$1.86 / Ade \$1.87</p> <p>Line Betting Fremantle -6.5 pts</p> <p>Heritage Fund Bet -</p> <p>Alpha Fund Bet WON : 2.32% on Fremantle</p> <p>Beta Fund Bet -</p> <p>Line Fund Bet -</p> <p>Fremantle 7.16 (58) <i>def</i> Adelaide 8.9 (57)</p> <p>Line Betting Adelaide by 5.5pts</p>

Chi's e-mail address is chi@corkeco.com

Quila's e-mail address is quila@corkeco.com

- On the weekend, only the Roos and the Dockers bets were successful

Roos and Dockers Stem the Bleeding

Wins to the Roos and Fremantle on Sunday proved to be the only source of fiscal joy on an otherwise unrewarding weekend for Investors.

Here's the bet-by-bet, Fund-by-Fund summary:

Results of Round 5 Wagers

Heritage Fund				ROI	(35.8%)
	Bet	Price	Net Return		
Collingwood	5.06%	\$2.95	9.9%	Won by 16 pts	
Richmond	10.54%	\$4.75	(10.5%)	Lost by 23 pts	
Carlton	1.96%	\$1.87	(2.0%)	Lost by 12 pts	
Hawthorn	5.68%	\$2.25	(5.7%)	Lost by 17 pts	
Total	23.24%		(8.3%)		

Alpha Fund				ROI	86.0%
	Bet	Price	Net Return		
Fremantle	2.70%	\$1.86	2.3%	Won by 1 pt	
Total	2.70%		2.3%		

Line Fund				ROI	(24.0%)
	Bet	Price	Net Return		
Collingwood	7.78%	\$1.90	7.0%	Won by 31.5 pts	
St Kilda	7.78%	\$1.90	(7.8%)	Lost by 40.5 pts	
Melbourne	7.78%	\$1.90	(7.8%)	Lost by 14.5 pts	
Hawthorn	7.78%	\$1.90	(7.8%)	Lost by 9.5 pts	
Kangaroos	7.78%	\$1.90	7.0%	Won by 36.5 pts	
Total	38.90%		(9.3%)		

From a modelling perspective, the news isn't all bad: the teams that were the subject of the weekend's Heritage Fund bets were all in genuine contention until fairly late into their respective games; each, for example, started the final term with at least a faint odour of victory on the wind. None, though, mimicked the Pies' ANZAC day heroics by going on to breathe deeply and claim the points.

Also, for Line betting, as you know, I'm hoping for a 60 to 65% success rate over the course of the season, so the current performance of two from five is but one reversed result away from acceptability - and, it wouldn't have taken too much for the Hawks or the Demons to have been line betting winners this weekend.

Nevertheless, the weekend results leave us with far too much red ink in the Investment portfolio performance table:

- So we're all making small to moderate losses so far

Investment Performance as at end of Round 5

Overall Fund Performance					
	Heritage	Alpha	Beta	Line	
Fund Return	(-2.01%)	+2.32%	(-7.04%)	(-9.35%)	
Strategy	Heritage	Alpha	Beta	Line	Overall Return
(Percentage in each Fund)					
A*	20%	35%	35%	10%	(-2.99%)
B	25%	25%	25%	25%	(-4.02%)
C	30%	30%	30%	10%	(-2.95%)
D	0%	0%	0%	100%	(-9.35%)
E	20%	30%	30%	20%	(-3.69%)

* Recommended portfolio weightings

Mostly Favourites

Most tipsters bagged 4 or 5 correct tips for the round, with those strategies leaning toward favourites benefiting from the fact that 6 of 8 favourites were successful.

Tips from all the Tipping Models (see Appendix for each Model's strategy)

Tipping								
	Col v Ess	PA v StK	Ric v WC	Syd v Mel	Car v Bri	Haw v WB	Gee v Kan	Fre v Ade
CTM	Ess by 3	Port by 2	WC by 20	Syd by 15	Brisbane by 1	Hawthorn by 1	Gee by 11	Adel by 3
QTM	Ess by 8	Port by 3	WC by 16	Syd by 12	Brisbane by 1	Hawthorn by 9	Gee by 8	Adel by 12
BKB	Ess by 15.5	Port by 12.5	WC by 27.5	Syd by 34.5	Bris by 6.5	WB by 7.5	Gee by 20.5	Fre by 6.5
CTL	Essendon	Port Adelaide	West Coast	Sydney	Brisbane Lions	Hawthorn	Geelong	Adelaide
MM2	Essendon	St Kilda	West Coast	Sydney	Carlton	Hawthorn	Geelong	Adelaide
MM4	Essendon	Port Adelaide	West Coast	Sydney	Brisbane Lions	Hawthorn	Geelong	Adelaide
MM6	Collingwood	St Kilda	West Coast	Sydney	Brisbane Lions	Hawthorn	Geelong	Adelaide
MM8	Collingwood	St Kilda	West Coast	Sydney	Brisbane Lions	Hawthorn	Geelong	Fremantle
MM11	Collingwood	St Kilda	West Coast	Sydney	Carlton	Hawthorn	Geelong	Fremantle
MM16	Collingwood	St Kilda	West Coast	Sydney	Brisbane Lions	Bulldogs	Geelong	Adelaide
MM22	Collingwood	St Kilda	West Coast	Sydney	Brisbane Lions	Bulldogs	Geelong	Adelaide
NIT	Essendon (6-5)	St Kilda (6-5)	West Coast (11-0)	Sydney (11-0)	Brisbane Lions (9-2)	Hawthorn (8-3)	Geelong (11-0)	Adelaide (8-3)

Line Betting									
	Chi	Quila	St Kilda	Richmond	Melbourne	Carlton	Hawthorn	Kangaroos	Adelaide
Chi	Collingwood	Collingwood	St Kilda	Richmond	Melbourne	Carlton	Hawthorn	Kangaroos	Adelaide
Quila	Collingwood	Collingwood	St Kilda	Richmond	Melbourne	Carlton	Hawthorn	Kangaroos	Adelaide

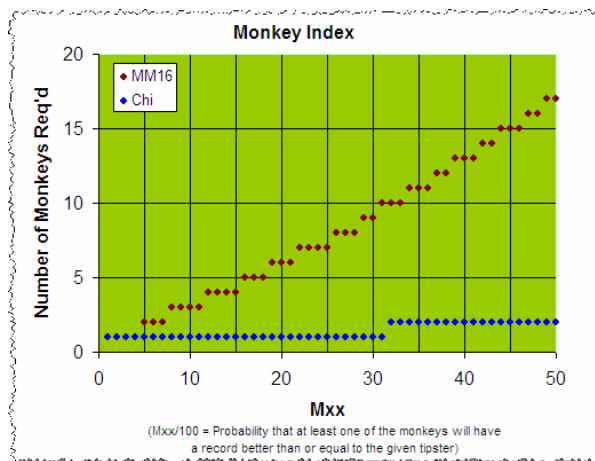
- MM16 continues to lead the field of tipsters

MM16 had another solid round, scoring 5, one more than Chi and Quila and widening the gap between MM16 and Chi to 4 tips. BKB consolidated second position on the back of the strong showing by favourites, and MM22 lies a clear third, one tip ahead of the Official MAFL Mascot.

Cumulative Tipping Results to the end of Round 5

	Cum	Av Pred Err
MM16	26	-
BKB	25	26.0
MM22	23	-
CTM	22	26.6
MM4	22	-
MM6	22	-
MM8	22	-
NIT	21	-
QTM	19	28.1
CTL	19	-
MM11	19	-
MM2	17	-

So, what do Chi's (22 from 40) and MM16's (26 from 40) Monkey Index charts look like now?

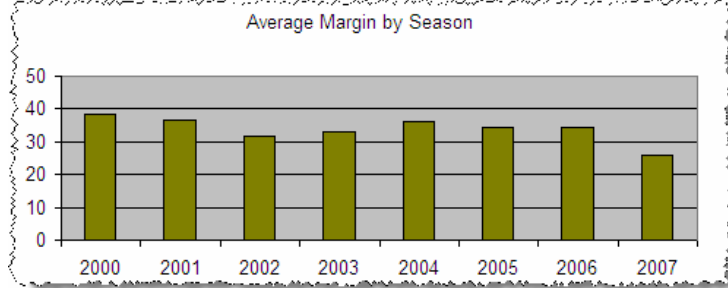


At M50 then, we have the following relation:

- One Chi = Two Monkeys
- One Mindless Heuristic = 17 Monkeys

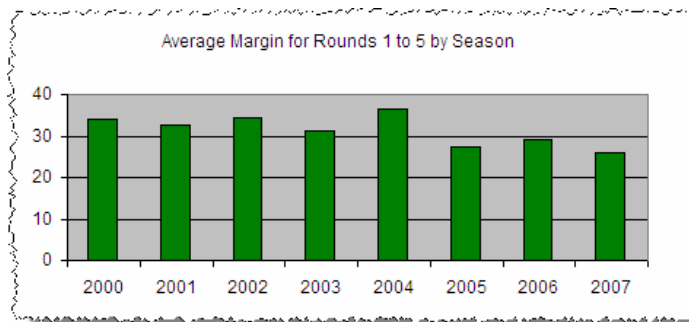
The average margin of victory for the eight matches in Round 5 was just 23.4 points, continuing a tendency for smaller-than-usual margins this season. This result drops the average winning margin across the entire 2007 Season to just 26.4 points, which is almost 10 points lower than the average margin across all games in Seasons 2000 to 2006.

Average Margin – All Games – Seasons 2000 to 2007



Now you might think that average victory margins tend to be smaller in the early rounds of each season – and, you'd be right – but this season's average victory margin is low even by historical standards for the first 5 rounds of a season.

Average Margin – Rounds 1 to 5 – Seasons 2000 to 2007



Maybe the dogs have been onto something with their predictions of small victory margins. Now if only they can get the winning team right ...

The Alternative Premierships

In the *End of 1st Quarter Premiership (E1QP)* the Roos maintained their perfect record this weekend, meaning that they've now led at the end of the first term in all five of their matches. Essendon, Geelong and Adelaide are just a win behind, having each led in four of their five matches. The Hawks remain winless.

E2QP sees Essendon, unbeaten, atop the table, with West Coast, Adelaide and the Roos just a half a game behind. Melbourne is yet to record a point in this Premiership and in *E3QP* and *E4QP*.

West Coast is unbeaten in *E3QP* and *E4QP*.

- West Coast truly plays 4 quarter football

End of 1st Quarter Premiership			End of 2nd Quarter Premiership			End of 3rd Quarter Premiership			End of 4th Quarter Premiership		
Team	Pts	%	Team	Pts	%	Team	Pts	%	Team	Pts	%
Kangaroos	20	167.5	Essendon	18	133.3	West Coast	20	135.5	West Coast	20	138.4
Essendon	16	137.0	West Coast	16	154.9	Brisbane Lions	12	124.1	Port Adelaide	16	120.0
Geelong	16	143.3	Adelaide	16	145.3	Port Adelaide	12	123.6	Sydney	12	122.0
Adelaide	16	135.8	Kangaroos	16	121.8	Adelaide	12	122.2	Adelaide	12	113.7
West Coast	12	133.7	Geelong	12	109.8	Geelong	12	120.8	Essendon	12	111.2
Sydney	12	123.5	Western Bulldogs	12	108.5	Essendon	12	112.3	Brisbane Lions	12	109.5
Brisbane Lions	12	87.9	Sydney	12	92.3	Kangaroos	12	108.3	Collingwood	12	103.3
St Kilda	8	106.6	Collingwood	10	89.7	Western Bulldogs	12	99.5	Hawthorn	12	101.2
Richmond	8	100.8	Brisbane Lions	8	115.5	Collingwood	10	95.5	Western Bulldogs	12	96.3
Fremantle	8	99.2	Fremantle	8	113.8	Fremantle	8	101.1	Geelong	8	120.1
Western Bulldogs	8	92.1	Richmond	8	91.0	Sydney	8	98.3	Kangaroos	8	99.6
Collingwood	8	74.2	Port Adelaide	8	90.7	Hawthorn	8	92.7	Fremantle	8	97.8
Melbourne	8	69.9	St Kilda	8	88.6	St Kilda	8	87.0	St Kilda	8	87.1
Port Adelaide	4	75.8	Hawthorn	4	81.2	Carlton	8	76.8	Carlton	8	78.8
Carlton	4	61.5	Carlton	4	72.9	Richmond	6	90.4	Richmond	0	79.4
Hawthorn	0	51.3	Melbourne	0	54.5	Melbourne	0	56.5	Melbourne	0	64.7

Looking next at the *During the Quarter* Premierships, we find West Coast performing strongly in all 4, though leading only *D2QP*. An unbeaten Port Adelaide leads *D3QP*, and Sydney leads a congested *D4QP* contest on percentages. Melbourne continues to perform strongly in *D4QP*; winning fourth quarters might well be the only joy for Demon fans this season.

During 1st Quarter Premiership			During 2nd Quarter Premiership			During 3rd Quarter Premiership			During 4th Quarter Premiership		
Team	Pts	%	Team	Pts	%	Team	Pts	%	Team	Pts	%
Kangaroos	20	167.5	West Coast	16	188.4	Port Adelaide	20	219.8	Sydney	16	297.5
Essendon	16	187.0	Brisbane Lions	16	151.6	Brisbane Lions	16	152.2	West Coast	16	147.6
Geelong	16	143.3	Fremantle	16	136.8	Geelong	16	148.5	Hawthorn	16	134.5
Adelaide	16	135.8	Western Bulldogs	14	135.1	Fremantle	12	86.8	Melbourne	14	101.0
West Coast	12	133.7	Adelaide	12	156.7	Essendon	12	83.4	Collingwood	12	133.0
Sydney	12	123.5	Richmond	12	79.6	West Coast	10	98.9	Geelong	12	117.9
Brisbane Lions	12	87.9	Port Adelaide	10	107.1	Richmond	10	89.3	Essendon	12	107.8
St Kilda	8	106.6	Collingwood	10	106.1	Hawthorn	8	113.6	Adelaide	12	88.2
Richmond	8	100.8	St Kilda	10	72.5	Sydney	8	112.6	Port Adelaide	8	106.9
Fremantle	8	99.2	Hawthorn	8	116.3	Collingwood	8	109.3	Western Bulldogs	8	87.8
Western Bulldogs	8	92.1	Essendon	8	101.5	Carlton	8	86.0	St Kilda	8	87.2
Collingwood	8	74.2	Kangaroos	8	91.8	St Kilda	8	84.6	Kangaroos	8	81.0
Melbourne	8	69.9	Carlton	8	86.1	Kangaroos	8	83.8	Brisbane Lions	8	73.0
Port Adelaide	4	75.8	Geelong	8	85.1	Western Bulldogs	8	81.9	Fremantle	6	87.8
Carlton	4	61.5	Sydney	4	64.9	Adelaide	4	90.8	Carlton	4	85.9
Hawthorn	0	51.3	Melbourne	0	40.6	Melbourne	4	60.5	Richmond	0	55.5

In the next newsletter I'm going to take a look at whether or not we could be making money by betting on the tips of our top-performing strategies.

Until then,

Tony

29 April 2007

Appendix

Tipping Model Strategies

Strategy Name	Basis for Tips
Chi Tipping Model (CTM)	Complex statistical model incorporating a range of factors.
Quila Tipping Model (QTM)	Uses an approach similar to that used for the CTM.
Bookies Know Best (BKB)	For each game, tips the TAB Sportsbet favourite. In the case of equal favourites, it tips the true home team or, if there's no true home team, tips the team with the higher ladder position (ties are broken using percentage then for-and-against margin).
Consult The Ladder (CTL)	Tips the team with the higher ladder position (ties are broken using percentage then for-and-against margin). For the first round of the season, use the ladder position at the end of the previous regular season.
Momentum Matters (MMx)	<p>A series of strategies that involve building competition ladders based only on the results of the most recent x rounds of regular season games (drawing on games from the previous season if required).</p> <p>The MM2 strategy considers only the last 2 regular season rounds, the MM4 strategy only the last 4 rounds, and so on. Once a ladder has been built for a strategy, the selected team is that with the superior ladder position (as per CTL above).</p> <p>This year we'll track the performance of MM2, MM4, MM6, MM8, MM11, MM16 and MM22.</p>
No Independent Thought (NIT)	Tips the team that is most popular amongst all other strategies.

29 April 2007