



MAFL Funds : Season 2007

Where Statistics Meets Leather and Grass

28 June 2007

Season 2007, Number 13

In this Edition of the newsletter:

- Wagers and tips for Round 13
- Who Scores Most?
- Update on Sportsbet Markets

Unlucky 13 For Whom?


Essendon
v
Melbourne
 Telstra Dome
 29th June, 7:40pm

Head-to-Head
 Ess \$1.55 / Mel \$2.35
 (Essendon 57-65%)

Line Betting
 Essendon -7.5 pts

Heritage Fund Bet
 -

Alpha Fund Bet
 -

Beta Fund Bet
 5.91% (7.14%) on Essendon

Line Fund Bet
 7.78% (6.36%) on Melbourne

 **Chi's Tip**
 Essendon by 15

 **Quila's Tip**
 Essendon by 27


Geelong
v
Sydney
 Kardinia Park
 30th June, 2:10pm

Head-to-Head
 Gee \$1.30 / Syd \$3.30
 (Geelong 70-77%)

Line Betting
 Geelong -17.5 pts


Heritage Fund Bet
 -

Alpha Fund Bet
 -

Beta Fund Bet
 -

Line Fund Bet
 -

 **Chi's Tip**
 Geelong by 9

 **Quila's Tip**
 Geelong by 7


Fremantle
v
Carlton
 Subiaco
 30th June, 2:10pm

Head-to-Head
 Fre \$1.22 / Car \$4.00
 (Fremantle 75-82%%)

Line Betting
 Fremantle -23.5 pts


Heritage Fund Bet
 3.12% (2.41%) on Fremantle

Alpha Fund Bet
 -

Beta Fund Bet
 -

Line Fund Bet
 -

 **Chi's Tip**
 Fremantle by 18

 **Quila's Tip**
 Fremantle by 16


Brisbane
v
Port Adelaide
 Gabba
 30th June, 7:10pm

Head-to-Head
 Bri \$2.05 / PA \$1.72
 (Port Adelaide 51-58%)

Line Betting
 Brisbane +6.5 pts

Heritage Fund Bet
 -

Alpha Fund Bet
 -

Beta Fund Bet
 -

Line Fund Bet
 -

 **Chi's Tip**
 Port Adelaide by 2

 **Quila's Tip**
 Brisbane by 1


St Kilda
v
Richmond
 Telstra Dome
 30th June, 7:10pm

Head-to-Head
 StK \$1.57 / Ric \$2.30
 (St Kilda 57-64%)

Line Betting
 St Kilda -8.5 pts


Heritage Fund Bet
 -

Alpha Fund Bet
 -

Beta Fund Bet
 -

Line Fund Bet
 7.78% (6.36%) on Richmond

 **Chi's Tip**
 St Kilda by 5

 **Quila's Tip**
 St Kilda by 1


Adelaide
v
West Coast
 Football Park
 1st July, 12:40pm

Head-to-Head
 Ade \$1.62 / WC \$2.20
 (Adelaide 55-62%)

Line Betting
 Adelaide -8.5 pts

Heritage Fund Bet
 -


Alpha Fund Bet
 -

Beta Fund Bet
 -

Line Fund Bet
 7.78% (6.36%) on W Coast

 **Chi's Tip**
 Adelaide by 1

 **Quila's Tip**
 Adelaide by 5


Kangaroos
v
Bulldogs
 MCG
 1st July, 2:10pm

Head-to-Head
 Kan \$1.94 / WB \$1.80
 (Bulldogs 49-56%)

Line Betting
 Kangaroos +6.5 pts

Heritage Fund Bet
 -

Alpha Fund Bet
 -

Beta Fund Bet
 -

Line Fund Bet
 -

 **Chi's Tip**
 Bulldogs by 8

 **Quila's Tip**
 Bulldogs by 8


Collingwood
v
Hawthorn
 Telstra Dome
 1st July, 5:10pm

Head-to-Head
 Col \$2.20 / Haw \$1.62
 (Hawthorn 55-62%)

Line Betting
 Collingwood +8.5 pts


Heritage Fund Bet
 -

Alpha Fund Bet
 -

Beta Fund Bet
 -

Line Fund Bet
 -

 **Chi's Tip**
 Hawthorn by 10

 **Quila's Tip**
 Hawthorn by 10

- 4 bets on 3 games with around 6% of (Notional Initial) Beta Funds and 23% of Line Funds at risk.

A Twitch From the Beta Fund

Well it seems that rumours of the Beta Fund's retirement from active wagering were unfounded, as this weekend it's showered almost 6% of Notional Initial Funds on the Dons at home to the Dees - its second-largest wager of the season.

(If you're a Dons fan, you've good reason to be worried given the Beta Fund's kiss-of-death record when backing favourites this year. Surely it's no coincidence that Essendon eased 5c on Sportsbet once news of the Beta Fund's endorsement spread to the broader betting community).

Meantime it's Business As Usual for the Line Fund with three more bets this weekend.

Here's the detail:

Round 13 Wagers

	Team Wagered On	Bet Size (Init) ¹	Bet Size (Cur) ²	Price Obtained	Points Start	Opponent
Beta Line	Essendon	5.91%	7.14%	\$1.55	-	Melbourne
	Melbourne	7.78%	6.36%	\$1.90	7.5	Essendon
	Richmond	7.78%	6.36%	\$1.90	8.5	St Kilda
	West Coast	7.78%	6.36%	\$1.90	8.5	Adelaide

¹ Bets as a proportion of initial (notional) funds

² Bets as a proportion of current funds

No 'insurance' style Line bets this weekend. Instead, we've a "can't lose combo" of Head-to-Head bet on Essendon plus Line bet on Melbourne, and two more Line bets on Richmond and on the Weagles away to the Crows.

All of which makes for a Simplified Ready Reckoner that looks like this:

Round 13 Ready Reckoner

(all returns are as a % of Total Notional Initial Funds)

Strategy A

	Win	Lose by < Spread	Lose by > Spread
Melbourne	-2.02%	+1.84%	+0.36%
Richmond		+0.70%	-0.78%
West Coast		+0.70%	-0.78%

Strategy B

	Win	Lose by < Spread	Lose by > Spread
Melbourne	-0.19%	+2.56%	-1.13%
Richmond		+1.75%	-1.95%
West Coast		+1.75%	-1.95%

Strategy C+

	Win	Lose by < Spread	Lose by > Spread
Melbourne	+0.62%	+1.73%	-1.23%
Richmond		+1.40%	-1.56%
West Coast		+1.40%	-1.56%

Strategy D

	Win	Lose by < Spread	Lose by > Spread
Melbourne	+7.00%	+7.00%	-7.78%
Richmond		+7.00%	-7.78%
West Coast		+7.00%	-7.78%

Strategy E

	Win	Lose by < Spread	Lose by > Spread
Melbourne	-0.93%	+2.38%	-0.58%
Richmond		+1.40%	-1.56%
West Coast		+1.40%	-1.56%

For anyone who's curious, the C+ Strategy has emerged as a result of a switch in the portfolio weightings amongst all previous Strategy C Investors - presumably precipitated by the strong showing of the Heritage and Line Funds - from a 30/30/30/10 mix to 60/10/10/20.

For profitability then:

- Investors with Strategy A require:
 - Melbourne to lose but by less than the spread, or
 - Essendon to win, and Richmond or West Coast to win with start

- Ideally, Melbourne lose by 1 to 7 points and Richmond or West Coast win with start

- Chi and MM16 differ on just 1 tip; Chi and Quila differ on just 1 too

- Investors with Strategy B, C+ or E require any two of the following results:
 - Melbourne to lose but by less than the spread; Richmond wins with start; West Coast wins with start
- Investors with Strategy D require any two of the following results:
 - Melbourne wins with start; Richmond wins with start; West Coast wins with start

So, once again, Friday night's result is crucial to all Investors.

Chi's Assortment Are Favourites

There are unprecedentedly high levels of agreement this weekend across the tipsters, with all but one of the games seeing the favourite tipped by 9 or more of the independently-minded tipsters. Only the Adelaide v West Coast game has produced any significant level of contention: tipsters ultimately favour the Crows by 6-5.

This same avian matchup also represents the only game for which Chi's and MM16's tips differ, with Chi opting (narrowly) for the Crows and MM16 siding with the Eagles.

Chi and Quila differ on only a single tip too - the Port v Lions matchup - and this due only to a mid-week change of heart by Quila, jumping off Port onto the Lions. Here's the detail:

Tips from all the Tipping Models (see Appendix for each Model's strategy)

Tipping								
	Ess v Mel	Gee v Syd	Fre v Car	Bri v PA	StK v Ric	Ade v WC	Kan v WB	Col v Haw
CTM	Ess by 15	Gee by 9	Fre by 18	PA by 2	StK by 5	Ade by 1	WB by 8	Haw by 10
QTM	Ess by 27	Gee by 7	Fre by 16	Bri by 1	StK by 1	Ade by 5	WB by 8	Haw by 10
BKB	Ess by 7.5	Gee by 17.5	Fre by 23.5	PA by 6.5	StK by 8.5	Ade by 8.5	WB by 6.5	Haw by 8.5
CTL	Essendon	Geelong	Fremantle	Port Adelaide	St Kilda	West Coast	Western Bulldogs	Hawthorn
MM2	Essendon	Geelong	Fremantle	Port Adelaide	Richmond	Adelaide	Western Bulldogs	Hawthorn
MM4	Essendon	Geelong	Fremantle	Port Adelaide	Richmond	Adelaide	Western Bulldogs	Hawthorn
MM6	Essendon	Geelong	Fremantle	Port Adelaide	St Kilda	Adelaide	Western Bulldogs	Hawthorn
MM8	Essendon	Geelong	Fremantle	Port Adelaide	St Kilda	West Coast	Kangaroos	Collingwood
MM11	Essendon	Geelong	Fremantle	Port Adelaide	St Kilda	West Coast	Kangaroos	Hawthorn
MM16	Essendon	Geelong	Fremantle	Port Adelaide	St Kilda	West Coast	Western Bulldogs	Hawthorn
MM22	Essendon	Geelong	Fremantle	Port Adelaide	St Kilda	West Coast	Western Bulldogs	Collingwood
NIT	Essendon (11-0)	Geelong (11-0)	Fremantle (11-0)	Port Adelaide (10-1)	St Kilda (9-2)	Adelaide (6-5)	Western Bulldogs (9-2)	Hawthorn (9-2)

Line Betting								
Chi	Essendon	Sydney	Carlton	Brisbane	Richmond	West Coast	Western Bulldogs	Hawthorn
Quila	Essendon	Sydney	Carlton	Brisbane	Richmond	West Coast	Western Bulldogs	Hawthorn

On Line Betting, it's the first time for a while that Chi and Quila have opted for the teams giving start, which they've both done in the cases of Essendon, the Bulldogs and Hawthorn.

Cumulatively, here's where the various tipsters are at:

Round by Round and Cumulative Tipping Results

Round by Round												
	R1	R2	R3	R4	R5	R6	R7	R8	R9	R10	R11	R12
CTM	4	5	5	4	4	5	6	8	3	3.5	5	3
QTM	3	5	5	2	4	5	5	7	4	3.5	5	2
BKB	4	4	6	5	6	5	6	7	5	3.5	3	5
CTL	4	4	4	3	4	5	3	5	4	4.5	4	4
MM2	3	4	4	4	2	4	4	4	5	2.5	5	2
MM4	3	4	6	5	4	6	5	4	5	3.5	6	2
MM6	4	5	6	3	4	5	3	5	5	3.5	4	3
MM8	2	5	6	4	5	6	4	5	4	4.5	4	3
MM11	2	4	6	3	4	6	4	5	5	4.5	4	4
MM16	5	5	6	5	5	5	7	4	7	3.5	3	4
MM22	4	5	6	3	5	4	6	4	5	2.5	3	3
NIT	3	5	7	3	3	5	4	5	4	4.5	4	3

Cumulative												
	R1	R2	R3	R4	R5	R6	R7	R8	R9	R10	R11	R12
CTM	4	9	14	18	22	27	33	41	44	47.5	52.5	55.5
QTM	3	8	13	15	19	24	29	36	40	43.5	48.5	50.5
BKB	4	8	14	19	25	30	36	43	48	51.5	54.5	59.5
CTL	4	8	12	15	19	24	27	32	36	40.5	44.5	48.5
MM2	3	7	11	15	17	21	25	29	34	36.5	41.5	43.5
MM4	3	7	13	18	22	28	33	37	42	45.5	51.5	53.5
MM6	4	9	15	18	22	27	30	35	40	43.5	47.5	50.5
MM8	2	7	13	17	22	28	32	37	41	45.5	49.5	52.5
MM11	2	6	12	15	19	25	29	34	39	43.5	47.5	51.5
MM16	5	10	16	21	26	31	38	42	49	52.5	55.5	59.5
MM22	4	9	15	18	23	27	33	37	42	44.5	47.5	50.5
NIT	3	8	15	18	21	26	30	35	39	43.5	47.5	50.5

Line Betting												
Chi	3	7	2	2	4	7	4	3	4	5	6	3
Quila	2	7	2	3	4	7	3	3	4	4	4	3

Last round's average of just 3.2 correct tips per tipster was the worst this season. All tipsters will be hoping for a substantially better round this weekend.

Who Scores Most?

During the week, one of our Newsletter readers asked what the ladder might look like if teams were rewarded for exceeding particular points totals, akin to the bonus point situation that applies in Super 14 games.

I thought I'd be lazy and just give you the data and let you muse on the details of how this might work for yourselves.

Points Scored

Team	<75	75<100	100<125	125<150	150<175	175<200	200+	Grand Total	Average	Rank
Adelaide	6	2	4					12	82.4	13
Brisbane Lions	8	1	2	1				12	79.8	14
Carlton	1	5	2	4				12	103.3	2
Collingwood	1	6	5					12	93.3	8
Essendon	1	7	3	1				12	100.1	4
Fremantle	3	3	5	1				12	96.3	6
Geelong	2	3	4	1	1		1	12	113.2	1
Hawthorn	3	5	2	1		1		12	96.4	5
Kangaroos	3	4	4	1				12	91.8	9
Melbourne	5	6	1					12	78.2	15
Port Adelaide	2	5	4	1				12	93.9	7
Richmond	3	6	3					12	87.4	11
St Kilda	7	3	1	1				12	76.1	16
Sydney	5	4	3					12	83.3	12
West Coast	3	5	3	1				12	91.7	10
Western Bulldogs	4	1	3	4				12	101.9	3
Grand Total	57	66	49	17	1	1	1	192	91.8	

Points Conceded

Opponent	<75	75<100	100<125	125<150	150<175	175<200	200+	Grand Total	Average	Rank
Adelaide	7	4	1					12	73.8	15
Brisbane Lions	3	5	3	1				12	89.7	9
Carlton		1	5	4	1	1		12	127.0	1
Collingwood	2	9		1				12	86.9	10
Essendon	4	3	2	3				12	96.8	6
Fremantle	2	3	6	1				12	99.0	5
Geelong	8	2	2					12	72.8	16
Hawthorn	5	6	1					12	78.8	12
Kangaroos	2	5	4	1				12	94.8	7
Melbourne	1	4	5	2				12	103.8	2
Port Adelaide	3	3	5	1				12	94.2	8
Richmond	1	5	4	1			1	12	100.5	4
St Kilda	4	5	2	1				12	86.0	11
Sydney	8	3	1					12	75.3	14
West Coast	6	5	1					12	76.0	13
Western Bulldogs	1	3	7	1				12	101.8	3
Grand Total	57	66	49	17	1	1	1	192	91.8	

Here's a few things that I find interesting about these tables:

- Carlton has the 2nd highest average points scored per game, but the highest average points scored against, never having kept their opponents under 75 points in any game this season
- Adelaide are 13th in terms of average points scored, but offset this by being 2nd best in terms of average points conceded
- Similarly, Sydney are 12th in terms of average points scored, but offset this (partially) by being 3rd best in terms of average points conceded
- Geelong are the standouts, being 1st on points scored and best on points conceded, having (like Sydney) conceded fewer than 75 points in 8 of the 12 rounds.
- West Coast are only 10th on points scored, but are 4th best in terms of points conceded.

All of which again seems to suggest that it's defence, not points scoring ability, that wins games and drives ladder position.

Update on TAB Sportsbet Prices

Some substantial movements on the Sportsbet markets after Round 12, with Sydney and Essendon easing, and Fremantle, Carlton, Brisbane, Melbourne and Richmond blowing dramatically.

On the flipside, Adelaide, Hawthorn, Collingwood and Port Adelaide all saw significant tightening in their market prices on the strength of solid victories.

TAB Sportsbet Prices : 28th June 2007

	Bookmaker's Prices (28th June)		Bookmaker's Prices (12th June)	
	Final 8	Flag	Final 8	Flag
Geelong	1.01		1.01	3.50
West Coast	1.03 L		1.01	3.60
Adelaide	1.08 S		1.14	10.00
Hawthorn	1.08 S		1.28	18.00
Collingwood	1.14 S		1.30	17.00
Sydney	1.45 L		1.12	7.00
Western Bulldogs	1.55 S		1.60	18.00
Essendon	1.65 L		1.33	14.00
Port Adelaide	1.80 S		2.75	35.00
Kangaroos	1.80 L		1.70	71.00
Fremantle	2.80 L		1.60	17.00
St Kilda	3.15 S		4.50	41.00
Carlton	21.00 L		4.75	101.00
Brisbane	26.00 L		11.00	301.00
Melbourne	71.00 L		7.50	71.00
Richmond	71.00 S		251.00	2501.00

S Odds have shortened
L Odds have lengthened

In spoon betting, Richmond have eased a little to \$1.50, with Melbourne firming dramatically to \$3, then followed by Brisbane at \$10, Carlton at \$12, St Kilda at \$101, and Fremantle, still at \$501.

On GF Quinella betting, the lowest prices are now for:

- Geelong v West Coast at \$4.20
- Adelaide v Geelong at \$8.00
- Adelaide v West Coast at \$9.00
- Geelong v Hawthorn at \$10.00

(I've not reported on the updated rankings this week. I'll make sure I cover this in next Thursday's newsletter).

~~*~*~*~*~*~*~*~*~*~*~*~*~*~*

Chance is always powerful. Let your hook be always cast; in the pool where you least expect it, there will be a fish.

Ovid (43BC – 17AD)

Tony

28 June 2007

Appendix

Tipping Model Strategies

Strategy Name	Basis for Tips
Chi Tipping Model (CTM)	Complex statistical model incorporating a range of factors.
Quila Tipping Model (QTM)	Uses an approach similar to that used for the CTM.
Bookies Know Best (BKB)	For each game, tips the TAB Sportsbet favourite. In the case of equal favourites, it tips the true home team or, if there's no true home team, tips the team with the higher ladder position (ties are broken using percentage then for-and-against margin).
Consult The Ladder (CTL)	Tips the team with the higher ladder position (ties are broken using percentage then for-and-against margin). For the first round of the season, use the ladder position at the end of the previous regular season.
Momentum Matters (MMx)	<p>A series of strategies that involve building competition ladders based only on the results of the most recent x rounds of regular season games (drawing on games from the previous season if required).</p> <p>The MM2 strategy considers only the last 2 regular season rounds, the MM4 strategy only the last 4 rounds, and so on. Once a ladder has been built for a strategy, the selected team is that with the superior ladder position (as per CTL above).</p> <p>This year we'll track the performance of MM2, MM4, MM6, MM8, MM11, MM16 and MM22.</p>
No Independent Thought (NIT)	Tips the team that is most popular amongst all other strategies.

Notional Initial Funds

For reasons that are somewhat technical (I'm happy to provide details to anyone who's interested but, broadly, it allows me to describe bets in terms of a common percentage for all Investors and still maintain the same share price for all Investors), I need to calculate what I call "Notional Initial Funds". It's calculated separately for each Fund.

For original Investors, the definition is straightforward:

$$\text{Notional Initial Funds} = \text{Actual Funds Invested}$$

For Investors who join the Fund post Round 1:

$$\text{Notional Initial Funds} = \text{Actual Funds Invested} / \text{Share Price at the time of investing}$$

(in other words, it's the notional amount that would need to have been invested at the start of the season in order to have returned an amount equal to the amount actually invested).

28 June 2007